

*Who is Arch
Environmental?*

*manufacturer and worldwide distributor of preferred bulk conveyor components since 1975

Mechanical Division

Belt Cleaners•Belt Alignment•Sealing Systems•Dust Control Systems•Impact/Slider Systems

Electrical Division

*Belt Scales•Metal Detectors
•Pull Cord Switches•Belt Protection Devices
•Conveyor Control Systems*

*facilities include a fabrication shop, a CNC machine shop, and state-of-the-art urethane production



All CTS Pull Cord Switches allow a facility to stop a conveyor anywhere along a conveyor.

CTS switches can be operated manually with knob on switch cover (pad-lockable in 'off' position) or with pull cord.

Once OFF, switches must be manually reset to restart conveyor.

Recommended installation distance between switches is 330'.

Electrical switch is a rotary-type, self-wiping action with 2 normally open and 2 normally closed contacts.

Other Specs:

- Enclosure: I.P. 66 and DIP
- Housing: High-Impact Polycarbonate
- Switch: Rated 16A at 500 V Standard/10A at 500V-CSA
- Hardware: Stainless Steel

CTS® PULL CORD SWITCHES



CTS 100

Standard Switch

- Self-Wiping Rotary Switch (not a Micro Switch)
- Isolated Mechanical & Electrical Sections
- Heavy-Duty Pulling Mechanism (eliminates false trips)
- Corrosion-Proof Construction

CTS 200 L

w/ Trip Light

- Includes CTS 100 Features
- Trip Indication Light Rated at 15 Watts for Locating Tripped Switch
- Non-Hazardous Locations Only



CTS 300 PSW

Switch w/ Pre-Start Alarm

- Includes CTS 100 Features
- Audible and Visual Pre-Start Alarms
- Trip Indication LEDs
- For Hazardous and Non-Hazardous Locations
- Available Pre-Start Alarms with Speech Communications and Carbon Monoxide Monitoring

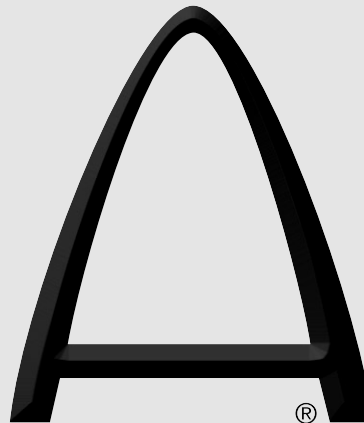
'See for Yourself' ✓

EZ Installation ✓

Low Maintenance ✓

Corrosion Resistant ✓

Fast Delivery ✓



(Conveying Confidence from Tail to Head)

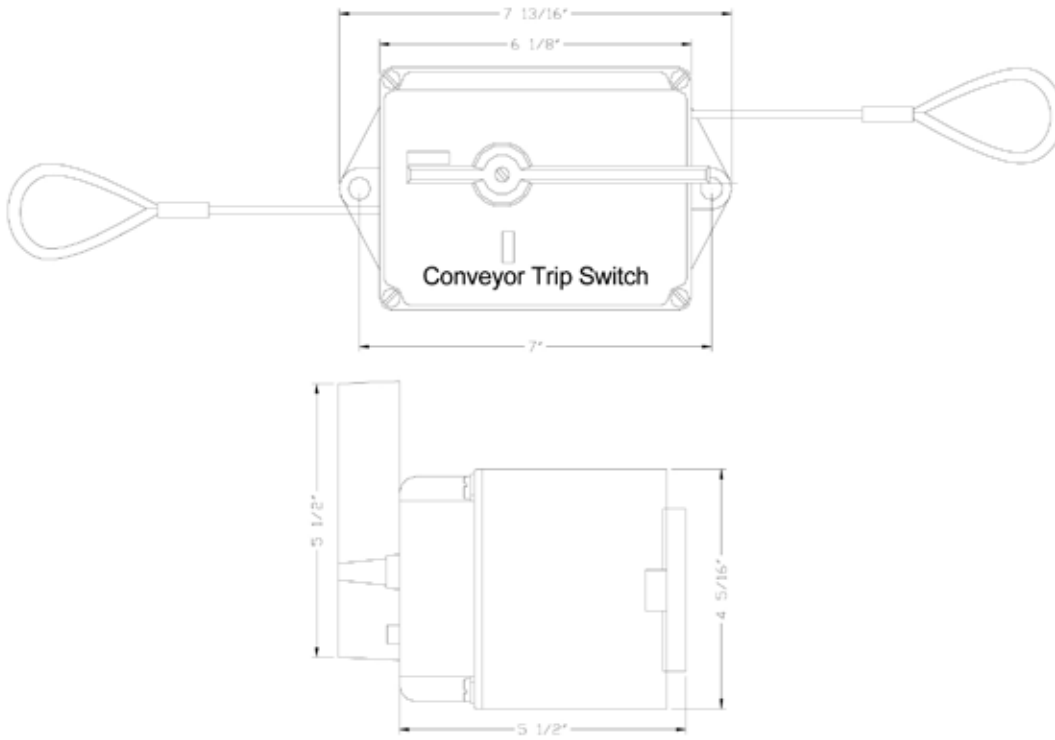
ARCH
ENVIRONMENTAL
EQUIPMENT, INC.

CONVEYOR EFFICIENCY SPECIALISTS

800-553-4567

www.archenv.com






Specifications

- Enclosure:** I.P. 66 and DIP
Housing: High Impact Polycarbonate
Switch: Rated 16A at 500V standard/10A at 500V-CSA, (2 normally open and 2 normally closed contacts)
Hardware: 316 Stainless Steel

Standards

The CTS has been approved by the Commonwealth of Pennsylvania – Department of Environmental Resources, Mine Safety and Health Administration (MSHA) for use in non-hazardous locations. For use in hazardous locations, the CTS 100 must be installed in an intrinsically safe circuit.



Conventional Hardware

- 1) CTS CRD Vinyl Coated Pull Cord
- 2) CTS THB Galvanized Thimble
- 3) CTS PCF Galvanized Pull Cord Fastener
- 4) CTS TRB Galvanized Turnbuckle

System Hardware

CTS TK (Termination Kit)

To terminate the pull cable between the pull-keys, a termination kit is used, consisting of a cable clamp and a steel hook.

The cable clamp grips the pull cord and the steel J-bolt is fastened to the pull cord switch pulling mechanism.

CTS PC (Pull Cable)

The pull cable consists of 6 conductors, strengthened with high-tensile steel braiding. The cable is mounted between the pull cord switches and acts as a pulling mechanism as well as an electrical conduit.

CTS PCC (Pull Cable Carrier)

In order to carry the pull cable between the pull cord switches (and to other various belt protection units), a pull cable carrier is mounted on the conveyor structure at 10 ft centers.

